

COPPER CONDUCTOR CABLES

◆ BUILDING WIRES AND CABLES ◆

TIS 11 Part 5-2553 : Flexible Cables (Cords)


CONTENTS		PAGE
60227 IEC 52 VKF	300/300 V 70°C FLEXIBLE CONDUCTOR PVC INSULATED AND SHEATHED, FLAT TYPE (TIS 11 PART 5-2553, TABLE 7)	34
60227 IEC 52 VCT	300/300 V 70°C FLEXIBLE CONDUCTOR PVC INSULATED AND SHEATHED, ROUND TYPE (TIS 11 PART 5-2553, TABLE 7)	35
60227 IEC 53 VKF	300/500 V 70°C FLEXIBLE CONDUCTOR PVC INSULATED AND SHEATHED, FLAT TYPE (TIS 11 PART 5-2553, TABLE 9)	36
60227 IEC 53 VCT or 60227 IEC 53 VCT-G	300/500 V 70°C FLEXIBLE CONDUCTOR PVC INSULATED AND SHEATHED, ROUND TYPE (TIS 11 PART 5-2553, TABLE 9)	37
60227 IEC 56 HVKF	300/300 V 90°C FLEXIBLE CONDUCTOR PVC INSULATED AND SHEATHED, FLAT TYPE (TIS 11 PART 5-2553, TABLE 11)	38
60227 IEC 56 HVCT	300/300 V 90°C FLEXIBLE CONDUCTOR PVC INSULATED AND SHEATHED, ROUND TYPE (TIS 11 PART 5-2553, TABLE 11)	39
60227 IEC 57 HVKF	300/500 V 90°C FLEXIBLE CONDUCTOR PVC INSULATED AND SHEATHED, FLAT TYPE (TIS 11 PART 5-2553, TABLE 13)	40
60227 IEC 57 HVCT	300/500 V 90°C FLEXIBLE CONDUCTOR PVC INSULATED AND SHEATHED, ROUND TYPE (TIS 11 PART 5-2553, TABLE 13)	41

60227 IEC 52 VKF



TIS 11 Part 5-2553

300/300 V 70°C FLEXIBLE CONDUCTOR PVC INSULATED AND SHEATHED, FLAT TYPE



CABLE STRUCTURE							TECHNICAL DATA				
Conductor : Flexible annealed copper wires Size 0.5 mm ² and 0.75 mm ² Insulation : Polyvinyl chloride (PVC/D) Core identification 2 Cores : Blue and Brown Sheath : Black polyvinyl chloride (PVC/ST5)							Classification : Maximum conductor temperature 70°C : Circuit voltage not exceeding 300/300 Volts 300 Volts between Line-to-Earth 300 Volts between Line-to-Line Testing voltage : 2,000 Volts Reference standard : TIS 11 Part 5-2553, Table 7				
							APPLICATION				
							For household appliances, electrical equipment and electrical illumination				
Number of core	Nominal cross sectional area (mm ²)	Class of conductor	Insulation thickness nominal (mm)	Sheath thickness nominal (mm)	Overall diameter		Conductor resistance at 20°C maximum (Ω/km)	Insulation resistance at 70°C minimum (MΩ-km)	Continuous current rating in free air maximum (A)	Cable weight approx. (kg/km)	Standard length (m)
					Minimum (mm)	Maximum (mm)					
2	0.5	5	0.5	0.6	3.0 x 4.9	3.7 x 5.9	39.0	0.012	10	28	100/C
	0.75	5	0.5	0.6	3.2 x 5.2	3.8 x 6.3	26.0	0.010	12	35	100/C

Class of conductor 5 : Flexible

C : Packing in coil

60227 IEC 52 VCT



TIS 11 Part 5-2553

300/300 V 70°C FLEXIBLE CONDUCTOR PVC INSULATED AND SHEATHED, ROUND TYPE



CABLE STRUCTURE					TECHNICAL DATA						
Conductor : Flexible annealed copper wires Size 0.5 mm ² and 0.75 mm ² Insulation : Polyvinyl chloride (PVC/D) Core Identification 2 Cores : Blue and Brown 3 Cores : Brown, Black and grey or Blue, Brown and Green/yellow Sheath : Black polyvinyl chloride (PVC/ST5)					Classification : Maximum conductor temperature 70°C : Circuit voltage not exceeding 300/300 Volts 300 Volts between Line-to-Earth 300 Volts between Line-to-Line Testing voltage : 2,000 Volts Reference standard : TIS 11 Part 5-2553, Table 7						
					APPLICATION						
					For household appliances, electrical equipment and electrical illumination						

Number of core	Nominal cross sectional area (mm ²)	Class of conductor	Insulation thickness nominal (mm)	Sheath thickness nominal (mm)	Overall diameter		Conductor resistance at 20°C maximum (Ω/km)	Insulation resistance at 70°C minimum (MΩ-km)	Continuous current rating in free air maximum (A)	Cable weight approx. (kg/km)	Standard length (m)
					Minimum (mm)	Maximum (mm)					
2	0.5	5	0.5	0.6	4.6	5.9	39.0	0.012	10	40	100/C
	0.75	5	0.5	0.6	4.9	6.3	26.0	0.010	12	48	100/C
3	0.5	5	0.5	0.6	4.9	6.3	39.0	0.012	8	47	100/C
	0.75	5	0.5	0.6	5.2	6.7	26.0	0.010	10	58	100/C

Class of conductor 5 : Flexible


C : Packing in coil

60227 IEC 53 VKF



TIS 11 Part 5-2553

300/500 V 70°C FLEXIBLE CONDUCTOR PVC INSULATED AND SHEATHED, FLAT TYPE



CABLE STRUCTURE

Conductor : Flexible annealed copper wires
Size 0.75 mm² and 1 mm²
Insulation : Polyvinyl chloride (PVC/D)
Core identification
2 Cores : Blue and Brown
Sheath : Black polyvinyl chloride (PVC/ST5)

TECHNICAL DATA

Classification : Maximum conductor temperature 70°C
: Circuit voltage not exceeding 300/500 Volts
300 Volts between Line-to-Earth
500 Volts between Line-to-Line
Testing voltage : 2,000 Volts
Reference standard : TIS 11 Part 5-2553, Table 9

APPLICATION

For household appliances, electrical equipment
and electrical illumination

Number of core	Nominal cross sectional area (mm ²)	Class of conductor	Insulation thickness nominal (mm)	Sheath thickness nominal (mm)	Overall diameter		Conductor resistance at 20°C maximum (Ω/km)	Insulation resistance at 70°C minimum (MΩ-km)	Continuous current rating in free air maximum (A)	Cable weight approx. (kg/km)	Standard length (m)
					Minimum (mm)	Maximum (mm)					
2	0.75	5	0.6	0.8	3.7 x 6.0	4.5 x 7.2	26.0	0.011	12	43	100/C
	1	5	0.6	0.8	3.9 x 6.2	4.7 x 7.5	19.5	0.010	15	50	100/C

Class of conductor 5 : Flexible

C : Packing in coil



300/500 V 70°C FLEXIBLE CONDUCTOR PVC INSULATED AND SHEATHED, ROUND TYPE



CABLE STRUCTURE		TECHNICAL DATA	
Conductor	: Flexible annealed copper wire Sizes. 0.75 mm ² up to 2.5 mm ²	Classification	: Maximum conductor temperature 70°C : Circuit voltage not exceeding 300/500 Volts 300 Volts between Line-to-Earth 500 Volts between Line-to-Line
Insulation	: Polyvinyl chloride (PVC/D)	Testing voltage	: 2,000 Volts
Core identification		Reference standard	: TIS 11 Part 5-2553, Table 9
2 cores:	Blue and Brown	APPLICATION	
3 cores:	Brown, Black and Grey or Blue, Brown and Green/Yellow	For household appliances, electrical equipment and electrical illumination	
4 cores:	Brown, Black, Grey and Blue or Brown, Black, Grey and Green/Yellow		
5 cores:	Blue, Brown, Black, Grey and Black or Blue, Brown, Black, Grey and Green/Yellow		
Sheath	: Black polyvinyl chloride (PVC/ST5)		

Number of core	Nominal cross sectional area (mm ²)	Class of conductor	Insulation thickness nominal (mm)	Sheath thickness nominal (mm)	Overall diameter		Conductor resistance at 20°C maximum (Ω/km)	Insulation resistance at 70°C minimum (MΩ-km)	Continuous current rating in free air maximum (A)	Cable weight approx. (kg/km)	Standard length (m)
					Minimum (mm)	Maximum (mm)					
2	0.75	5	0.6	0.8	5.7	7.2	26.0	0.011	12	60	100/C
	1	5	0.6	0.8	5.9	7.5	19.5	0.010	14	70	100/C
	1.5	5	0.7	0.8	6.8	8.6	13.3	0.010	18	93	100/C
	2.5	5	0.8	1.0	8.4	10.6	7.98	0.009	25	140	100/C
3	0.75	5	0.6	0.8	6.0	7.6	26.0	0.011	10	70	100/C
	1	5	0.6	0.8	6.3	8.0	19.5	0.010	12	82	100/C
	1.5	5	0.7	0.9	7.4	9.4	13.3	0.010	16	115	100/C
	2.5	5	0.8	1.1	9.2	11.4	7.98	0.009	21	175	100/C
4	0.75	5	0.6	0.8	6.6	8.3	26.0	0.011	10	84	100/C
	1	5	0.6	0.9	7.1	9.0	19.5	0.010	12	105	100/C
	1.5	5	0.7	1.0	8.4	10.5	13.3	0.010	16	145	100/C
	2.5	5	0.8	1.1	10.1	12.5	7.98	0.009	21	215	100/C
5	0.75	5	0.6	0.9	7.4	9.3	26.0	0.011	10	105	100/C
	1	5	0.6	0.9	7.8	9.8	19.5	0.010	12	125	100/C
	1.5	5	0.7	1.1	9.3	11.6	13.3	0.010	16	175	100/C
	2.5	5	0.8	1.2	11.2	13.9	7.98	0.009	21	265	100/C

Class of conductor 5 : Flexible

C : Packing in coil

60227 IEC 56 HVKF



TIS 11 Part 5-2553

300/300 V 90°C FLEXIBLE CONDUCTOR PVC INSULATED AND SHEATHED, FLAT TYPE



CABLE STRUCTURE

Conductor : Flexible annealed copper wire
: Size 0.5 mm² and 0.75 mm²
Insulation : Polyvinyl chloride (PVC/E)
Core identification : 2 Cores : Blue and Brown
Sheath : Black polyvinyl chloride (PVC/ST10)

TECHNICAL DATA

Classification : Maximum conductor temperature 90°C
: Circuit voltage not exceeding 300/300 Volts
300 Volts between Line-to-Earth
300 Volts between Line-to-Line
Testing voltage : 2,000 Volts
Reference standard : TIS 11 Part 5-2553, Table 11

APPLICATION

For household appliances, electrical equipment and electrical illumination

Number of core	Nominal cross sectional area (mm ²)	Class of conductor	Insulation thickness nominal (mm)	Sheath thickness nominal (mm)	Overall diameter		Conductor resistance at 20°C maximum (Ω/km)	Insulation resistance at 90°C minimum (MΩ-km)	Continuous current rating in free air maximum (A)	Cable weight approx. (kg/km)	Standard length (m)
					Minimum (mm)	Maximum (mm)					
2	0.5	5	0.5	0.6	3.0 x 4.9	3.7 x 5.9	39.0	0.012	13	28	100/C
	0.75	5	0.5	0.6	3.2 x 5.2	3.8 x 6.3	26.0	0.010	16	35	100/C

Class of conductor 5 : Flexible

C : Packing in coil

60227 IEC 56 HVCT



TIS 11 Part 5-2553

300/300 V 90°C FLEXIBLE CONDUCTOR PVC INSULATED AND SHEATHED, ROUND TYPE



CONDUCTOR

INSULATION

SHEATH

CABLE STRUCTURE

Conductor	: Flexible annealed copper
	: Sizes 0.5 mm ² and 0.75 mm ²
Insulation	: Polyvinyl chloride (PVC/E)
Core identification	
2 Cores	: Blue and Brown
3 Cores	: Brown, Black and Grey or Blue, Brown and Green/Yellow
Sheath	: Black polyvinyl chloride (PVC/ST10)

TECHNICAL DATA

Classification	: Maximum conductor temperature 90°C
	: Circuit voltage not exceeding 300/300 Volts
	300 Volts between Line-to-Earth
	300 Volts between Line-to-Line
Testing voltage	: 2,000 Volts
Reference standard	: TIS 11 Part 5-2553, Table 11

APPLICATION

For household appliances, electrical equipment and electrical illumination

Number of core	Nominal cross sectional area (mm ²)	Class of conductor	Insulation thickness nominal (mm)	Sheath thickness nominal (mm)	Overall diameter		Conductor resistance at 20°C maximum (Ω/km)	Insulation resistance at 90°C minimum (MΩ-km)	Continuous current rating in free air maximum (A)	Cable weight approx. (kg/km)	Standard length (m)
					Minimum (mm)	Maximum (mm)					
2	0.5	5	0.5	0.6	4.6	5.9	39.0	0.012	13	38	100/C
	0.75	5	0.5	0.6	4.9	6.3	26.0	0.010	16	46	100/C
3	0.5	5	0.5	0.6	4.9	6.3	39.0	0.012	11	44	100/C
	0.75	5	0.5	0.6	5.2	6.7	26.0	0.010	13	55	100/C

Class of conductor 5 : Flexible


C : Packing in coil

60227 IEC 57 HVKF



TIS 11 Part 5-2553

300/500 V 90°C FLEXIBLE CONDUCTOR PVC INSULATED AND SHEATHED, FLAT TYPE



CABLE STRUCTURE

Conductor : Flexible annealed copper wire,
Size 0.75 mm² and 1 mm²

Insulation : Polyvinyl chloride (PVC/E)

Core identification : 2-Cores : Blue and Brown

Sheath : Black polyvinyl chloride (PVC/ST10)

TECHNICAL DATA

Classification : Maximum conductor temperature 90°C
: Circuit voltage not exceeding 300/500 Volts
300 Volts between Line-to-Earth
500 Volts between Line-to-Line

Testing voltage : 2,000 Volts

Reference standard : TIS 11 Part 5-2553, Table 13

APPLICATION

For household appliances, electrical equipment
and electrical illumination

Number of core	Nominal cross sectional area (mm ²)	Class of conductor	Insulation thickness nominal (mm)	Sheath thickness nominal (mm)	Overall diameter		Conductor resistance at 20°C maximum (Ω/km)	Insulation resistance at 90°C minimum (MΩ-km)	Continuous current rating in free air maximum (A)	Cable weight approx. (kg/km)	Standard length (m)
					Minimum (mm)	Maximum (mm)					
2	0.75	5	0.6	0.8	3.7 x 6.0	4.5 x 7.2	39.0	0.011	16	42	100/C
	1	5	0.6	0.8	3.9 x 6.2	4.7 x 7.5	19.5	0.010	19	50	100/C

Class of conductor 5 : Flexible

C : Packing in coil

60227 IEC 57 HVCT



TIS 11 Part 5-2553

300/500 V 90°C FLEXIBLE CONDUCTOR PVC INSULATED AND SHEATHED, ROUND TYPE



CABLE STRUCTURE		TECHNICAL DATA	
Conductor	: Flexible annealed copper wire, Sizes 0.75 mm ² up to 2.5 mm ²	Classification	: Maximum conductor temperature 90 °C : Circuit voltage not exceeding 300/500 Volts 300 Volts between Line-to-Earth 500 Volts between Line-to-Line
Insulation	: Polyvinyl chloride (PVC/E)	Testing voltage	: 2,000 Volts
Core identification		Reference standard	: TIS 11 Part 5-2553, Table 13
2-Cores	: Blue and Brown	APPLICATION	
3 Cores	: Brown, Black and Grey or Blue, Brown and Green/Yellow	For household appliances, electrical equipment and electrical illumination	
4-Cores	: Brown, Black, Grey and Blue or Brown, Black, Grey and Green/Yellow		
5-Cores	: Blue, Brown, Black, Grey and Black or Blue, Brown, Black, Grey and Green/Yellow		
Sheath	: Black polyvinyl chloride (PVC/ST10)		

Number of core	Nominal cross sectional area (mm ²)	Class of conductor	Insulation thickness nominal (mm)	Sheath thickness nominal (mm)	Overall diameter		Conductor resistance at 20°C maximum (Ω/km)	Insulation resistance at 90°C minimum (MΩ-km)	Continuous current rating in free air maximum (A)	Cable weight approx. (kg/km)	Standard length (m)
					Minimum (mm)	Maximum (mm)					
2	0.75	5	0.6	0.8	5.7	7.2	26.0	0.011	16	57	100/C
	1	5	0.6	0.8	5.9	7.5	19.5	0.010	19	66	100/C
	1.5	5	0.7	0.8	6.8	8.6	13.3	0.010	24	89	100/C
	2.5	5	0.8	1.0	8.4	10.6	7.98	0.009	33	135	100/C
3	0.75	5	0.6	0.8	6.0	7.6	26.0	0.011	14	66	100/C
	1	5	0.6	0.8	6.3	8.0	19.5	0.010	16	78	100/C
	1.5	5	0.7	0.9	7.4	9.4	13.3	0.010	21	110	100/C
	2.5	5	0.8	1.1	9.2	11.4	7.98	0.009	28	170	100/C
4	0.75	5	0.6	0.8	6.6	8.3	26.0	0.011	14	80	100/C
	1	5	0.6	0.9	7.1	9.0	19.5	0.010	16	99	100/C
	1.5	5	0.7	1.0	8.4	10.5	13.3	0.010	21	140	100/C
	2.5	5	0.8	1.1	10.1	12.5	7.98	0.009	28	205	100/C
5	0.75	5	0.6	0.9	7.4	9.3	26.0	0.011	14	99	100/C
	1	5	0.6	0.9	7.8	9.8	19.5	0.010	16	120	100/C
	1.5	5	0.7	1.1	9.3	11.6	13.3	0.010	21	170	100/C
	2.5	5	0.8	1.2	11.2	13.9	7.98	0.009	28	250	100/C

Class of conductor 5 : Flexible

C : Packing in coil